

COMBO SMART KIOSK

FULL-PAGE E-PASSPORT SCANNER FOR KIOSKS
WITH OCR SOFTWARE LIBRARY & SDK




UNIVERSAL SCANNER FOR BUILT-IN USE

Compact. Fast. Reliable. Just a few attributes an e-gate integrator considers when picking the perfect passport reader. In Combo Smart Kiosk, we included all of these.

As a full-page ePassport/ID reader for built-in use, Combo Smart Kiosk is superbly compact: the unit is 10 cm / 4 inches tall, comes in a brick design and has mounting points, recessed connections and status LEDs. That's why this device is an ideal choice for ABC (automated border crossing) gates and other e-gates, CUSS projects and ATM user verification. Its replaceable document guide bracket – which is fully reversible during installation – allows more convenient use and better access to the scanning surface.

Similar to Combo Smart, the reader performs not just data reading but full spectrum authentication too – using various illuminations and sophisticated software-based checks. All these happen in a blink of an eye. Combo Smart Kiosk is built for managing continuous and fast passenger flow even at the largest travel hubs worldwide.



ATM/
VENDING

HOTEL
CHECK-IN

CASINO
GAMING

CAR
RENTAL



RETAIL
SHOPS

MOBILE
OPERATORS

E-GATE

MAIN BENEFITS

- Incredibly compact design for built-in use
- Designed for e-gates and self-service kiosks
- High-speed data reading & authentication
- Barcode scanning from tickets & smart phones
- Coverless operation independently of environment

ARH: TOWARD THE FUTURE IN SAFETY – SINCE 1991

ADDRESS: ALKOTAS UTCA 41, H-1123 BUDAPEST, HUNGARY, EU
PHONE: +36 1 201 9650 • FAX: +36 1 201 9651 • EMAIL: SENDINFO@ARH.HU
WWW.ARH.HU

SPECIFICATIONS

- MRZ OCR of ID-1/ID-2/ID-3 documents
- 1D/2D barcode reading
- RFID chip reading
- ultra compact size
- 500 PPI glare-free imaging with visible white, IR and UV illuminations

IMAGING

Active scan area	129 x 89 mm
Illumination sources	LED: visible white, IR (B900), UVA (optional)*
Provided images	Visible, IR, OVD image, glare-free image, UV image (optional)*
Image formats	BMP, JPG, JPG2000, PNG
Image color depth	24 bits/pixels [RGB, 8 bits/pixels (IR image)]

READING CAPABILITY

Automatic Document Detection (ADD)	YES
Reflection Removal (RR)	YES
Adaptive Light Control	YES
ICAO MRZ reading	ICAO compliant documents per ICAO 9303 specification Part 1, Part 1v2, Part 2, Part 3 and Part 3v2 for Type ID-1, ID-2 and ID-3 MRZ Optical Character Recognition
VIZ reading	Available with ARH VIZ OCR software
Barcode reading	1D: UPC-A, EAN8, EAN13, Code39, Code128, ITF and UPU 2D: PDF 417, Data Matrix, QR Code, Aztec Code From paper-based documents and mobile devices AAMVA compliant PDF417 and IATA BCBP
RFID reading**	Reading and writing contactless ICs according to: ISO 14443 Type A & B, BSI TR-03105 All standardized rates up to 848 Kbps

PROGRAMMING & INTERFACES

Supported Operating Systems	Windows 7, 8, 8.1, 10 + Linux (ask for details)
Software Development Kit (SDK)	Complete SDK including DLLs and demo programs
Programming languages	C/C++, C#, Visual Basic 6.0, Delphi, VB.NET, Java
General interfaces	ARH native, TWAIN
Advanced Document Authentication (included in standard SDK)	Data consistency checks: MRZ, RFID** R B900 and UV dull paper check*, Bearer's printed photo vs. RFID DG2**
PC connection	USB 2.0 high speed (USB 3.0 compatible)
Firmware upgrade	Automatic, via USB

MECHANICAL AND OTHER DATA


Size with passport fixer	150 mm x 195 mm x 117 mm (5.90" x 7.67" x 4.60")
Size without passport fixer	150 mm x 195 mm x 108 mm (5.90" x 7.67" x 4.25")
Weight	1.01 kg (2.15 lbs.)
Operating temperature	5 °C to 40 °C (41 °F to 104 °F)
Operating humidity	0-90 % (non-condensing)
Power supply (V DC)	12 V DC
Max. power consumption	0.8 A / 9.6 W
Case housing	Sturdy ABS-PC plastic
Window glass	5.5 mm (0.22") normal glass
Programmable status LEDs	3
Compliances	FCC, CE, WEEE, RoHS
Maintenance	No moving parts, maintenance-free operation
Warranty	3-year warranty, upgradeable

COMBO SMART KIOSK


HARDWARE INTEGRATION GUIDE

Metal parts near the RFID antenna may cause performance issues in any scanner unit. To assist your RFID reading device, provide at least 50 mm distance from any metallic surface by either installing a non-metallic molding around the scanner's edge or by raising the device. The two suggested types of installation are demonstrated below:


FLUSH INSTALLATION ON METAL SURFACE – WITH INSERT MOLDING



DIRECT INSTALLATION ON METAL SURFACE



See below the measurements of the suggested non-metallic molding.



* available in type 'L' models, ** available in type 'R' models

The illustrated molding is not provided by ARH.



ADDRESS: ALKOTAS UTCA 41, H-1123 BUDAPEST, HUNGARY, EU
PHONE: +36 1 201 9650 • FAX: +36 1 201 9651
WWW.ARH.HU • EMAIL: SENDINFO@ARH.HU

Technical specifications are subject to change without prior notice. This document does not constitute an offer.